

# The HILLS HOWLER




## 2011 MEETING DATES

November 9

December 14

October 2011

[www.hillskennelandtrainingclub.com](http://www.hillskennelandtrainingclub.com)



### Inside this issue:

Agenda for General Meeting to be held 12 October 2011	3
Ground Rules	4
10 Tips for Problem Behaviour	6
Obedience Achievements & Perpetual Trophies Awards	8
Homemade Dog Food Recipes	11
Schedule for Fri 25 November Obedience Trial	13
Schedule for Sat 26 November Championship Show	14

## Promotions

### BEGINNERS TO GRADUATE

RACHEL KHATTAB  
CRAIG UNWIN  
DIANA SILADY  
LYN MANSFIELD  
PAT WALTON  
BROOKE HOSLER

ZOE                      BORDER COLLIE  
ROXY                    BORDER COLLIE  
DIESEL                 LABRADOR (CHOC)  
DIGGER                 GERMAN SHORTHAIRED POINTER  
OXLEY                  GOLDEN RETRIEVER  
BELLA                  TOLLER

### GRADUATE 1 TO GRADUATE 2

MARTIN SEARLE                      BLACKY                      LABRADOR  
SARAH HENSBY                      CHUCK                      STAFFY

If you would like Club updates via email the Club sends out an update notice each Sunday Night. To be placed on the list to receive these please email Dianne on [Diatkins@bigpond.net.au](mailto:Diatkins@bigpond.net.au) with subject heading "newsletter".

## HILLS DISTRICT KENNEL & TRAINING CLUB INC—2011 Office Bearers & Committee

President: Gordon Fenbow 0430 341 235 email: [gfenbow@bigpond.net.au](mailto:gfenbow@bigpond.net.au)

Vice Presidents: Kathy Cocks 9634 7176  
Anne Small 9634 1951

Secretary Vicki Gresser 9871 5734 mob 0414 819 946 email: [vicki.gresser@optusnet.com.au](mailto:vicki.gresser@optusnet.com.au)

Assistant Secretary: Nicola Boyd 9858 3541

Treasurer: Lynne Sheather 9634 1497 email: [lshe4963@bigpond.net.au](mailto:lshe4963@bigpond.net.au)

Assistant Treasurer: Janet Power 9639 9987 email: [powerjanet@optusnet.com.au](mailto:powerjanet@optusnet.com.au)

Chief Instructor: Dianne Atkins 9654 3833 email: [diatkins@bigpond.net.au](mailto:diatkins@bigpond.net.au)

Trial Secretary: VACANT

Show Secretary: Betty Stepkovitch 9725 4875 email: [stepkova@bigpond.net.au](mailto:stepkova@bigpond.net.au)

Committee: Shirley Tulk 8850 5889  
Robyn Smiles 0429 708 456  
Judith Stanley 9868 5912  
Iris Bollinger 9872 4989  
Eve Ryan 9418 1864  
Barbara Monument 9639 3197

Public Officer: Vicki Gresser

Publicity: Newsletter: Adriane Millner 9836 0764 mob 0438 386 995 email: [amillner2002@gmail.com](mailto:amillner2002@gmail.com)  
Web Page: Pat Robards email: [probards@ozemail.com.au](mailto:probards@ozemail.com.au)

Equipment Officer: Marion Brand 8850 5880

Auditor: Mr. M. Dunn

Trophy Stewards (Trial) Janice Lyons 9872 2574  
Kerry Richards 4575 0661  
(Show) Robyn Jones 9894 9237  
Deidre O`Brien 0414 515 233

Education Officer: Dianne Atkins

Registrar: Gordon Fenbow email: [gfenbow@bigpond.net.au](mailto:gfenbow@bigpond.net.au)

Club Trophy Steward: Belvane Parsons email: [freedomfli@bigpond.com](mailto:freedomfli@bigpond.com)


Club Patrons: Dr. S. Abrahams  
Mrs. H. Baldwin  
Mrs. B. Cansdale

LIFE MEMBERS: Mr. Peter Guenther, Mrs. Hazel Baldwin, Mrs. Dianne Atkins, Mrs. Janet Power,  
Mrs. Betty Cansdale, Mrs. Belvane Parsons, Mrs. Anne Small, Mrs. Robyn Jones,  
Mrs. Janice Lyons

Notice is given of the **General Meeting** of the Hills District Kennel & Training Club Inc. to be held on **Wednesday 12 October, 2011** in the New Meeting Rooms, Castle Hill Showground commencing at 7:30 p.m. Everyone is welcome to attend.

### Agenda:

- |  |   |
|--|---|
| 1. Open Meeting                                    | 6. Business Arising from the Correspondence |
| 2. Apologies                                       | 7. Treasurer's Report                       |
| 3. Confirmation of minutes of the previous meeting | 8. New Members                              |
| 4. Business Arising from the minutes               | 9. Chief Instructor's Report                |
| 5. Correspondence                                  | 10. Show Secretary's Report                 |
|  | 11. Trial Secretary's Report                |
|  | 12. Publicity Report                        |
|  | 13. General Business                        |



YOU TELL ME HOW THEY KNOW IT HAS NEW AND IMPROVED FLAVOUR!



## ***CHRISTMAS HAMPER RAFFLES***

THIS YEAR THE CLUB WILL BE RAFFLING CHRISTMAS HAMPERS AND WOULD APPRECIATE DONATIONS.

ANY ITEMS SUITABLE FOR THE HAMPERS, CHRISTMAS GOODIES, PEOPLE FOOD, DOG ITEMS, TOYS, FOOD ETC OR UNWANTED PRIZES.



**PLEASE SEE JANICE OR LEAVE ITEMS AT THE OFFICE.**

# ***Hills District Kennel & Training Club***

## ***GROUND RULES***

### **Training Times**

**MONDAY** Puppies, Beginners, Graduate 1 & 2, Advanced 7.00pm  
Triallers 8.00pm

Puppies classes are for dogs 12 – 20weeks ***(NO Monday classes held on public holidays)***

**TUESDAY** All Classes 10.30am

***(NO Tuesday classes held during school holidays)***

The Club is in operation if the dog building roller doors are open from ie; 5.45pm Monday & 10.00am Tuesday

### **Club Meetings** – All welcome to attend

The Club meets monthly on the 2<sup>nd</sup> Wednesday (except January). Meetings are held in the clubhouse and start at 7.30pm. Tea & coffee are provided.

Club Financial year 1<sup>st</sup> January – 31<sup>st</sup> December

### **Newsletter**

The Club publishes a monthly newsletter, "The Howler", which is available at the Club House on training days/nights or on-line. All members are encouraged to contribute stories to the Howler.

### **Correspondence**

All Club correspondence or enquiries should be addressed in writing to

Club Secretary

56/159 Ridgescrop Drive

Castle Hill NSW 2154

[www.hillskennelandtrainingclub.com](http://www.hillskennelandtrainingclub.com)

Edition #2/7/11

Please check web-site [www.hillskennelandtrainingclub.com](http://www.hillskennelandtrainingclub.com) for extreme weather decisions after 4.00pm Mondays & 9.30am Tuesdays.

1. As a condition of membership all dogs are required to be properly vaccinated according to current veterinary guidelines.
2. Members are responsible at all times for the behavior of their dog/s whilst present on the training grounds or representing the Club.
3. All dogs must have properly fitted equipment & remain on lead at all times (unless instructed otherwise by a Club Instructor). No check/choker chains are to be used on any dogs in puppy, beginners or graduation classes.
4. A member shall not ill-treat a dog at any time. Any such action may give rise to the suspension or expulsion from the Club by resolution of the Committee.
5. Bitches in season and/or dog/s with an un-well or infectious condition are not permitted on the obedience training grounds
6. Members are to pick-up after their dog/s and help keep the training grounds clean and tidy.
7. Adequate sensible dress with appropriate footwear (no thongs, scuffs or barefeet) is required to be worn by Handler during training.
8. Dogs are not to be left unattended whilst on the training grounds unless crated or tethered in a safe area. Members are reminded not to approach dogs that are confined. All dogs are to be kept under control and supervised while at the counter or in the clubhouse.
9. The Club reserves the right to ask any member to muzzle or in extreme cases remove their dog/s from the training grounds. If a muzzle is required this must remain in place whilst on the Club grounds. This will be at the discretion of the Committee.
10. Members who use Club equipment must ensure it is returned to the storeroom after classes are concluded and stored correctly.
11. Children are welcome to attend classes provided they are supervised by an adult/parent/guardian at all times.
12. Child members (Aged 7-11 are to be accompanied by an adult/parent/guardian in classes) and Junior members (aged 12-15 under adult/parent/guardian supervision on grounds) are welcome to train providing they have sufficient control of their dog during classes. This will be at the discretion of the class/chief instructor.

Edition #2//7/11



# 10 TIPS FOR PROBLEM BEHAVIOR

FREE ARTICLES AT SUZANNECLOTHIER.COM

**10 basic rules that will help you teach your dog more desirable behavior.**

By Suzanne Clothier

Space provided for your club, school, training business information here

COPYRIGHT © 2007-2009  
FLYING DOG PRESS  
SUZANNE CLOTHIER  
PO BOX 105, ST JOHN'SVILLE,  
NY 13452  
TEL: 518 568 3325  
SUZANNECLOTHIER.COM

At one time or another, every owner has to deal with problem behavior. Understanding why your dog does what he does, and how to handle the situation correctly can help resolve problems quickly. Here are some basic guidelines that apply to nearly all problem situations:

**Control the dog and you control the situation.** By putting on a collar and lead, you can control the dog. For many dogs, their training equipment means business, not playtime, and this can help in a problem situation. A dog who is on lead cannot run away or chase people or other animals, and his owner has a chance to help him understand what he should do by guiding him with the leash and collar.

**Be positive.** Instead of saying "NO", try giving your dog something positive that he can do for you, such as "Sit", or "Heel". This positive approach means you can praise generously for his good actions, instead of simply yelling at him. For example, a dog who jumps up can be told to sit, and helped if necessary, then praised for sitting.

**Allow a dog to be a dog.** Often, what owners consider problem behavior is simply normal dog behavior that they find unpleasant or annoying. For example, digging is a natural canine activity but distressing to a garden proud owner. Instead of scolding for what comes naturally, it might be kinder to set up an area in which you have buried small treats to make it more attractive than the rest of the yard, and praising your dog for digging in "his" garden. Whenever natural behaviors conflict with what you might like, be creative and see if you can find an outlet for those interests and activities that is suitable for you both.

**Be consistent.** It is unfair to the dog to change your rules depending on what you're wearing, who's visiting or the kind of day you've had. If your dog is allowed on the furniture, he will be confused when you yell at him because Aunt Bess is visiting and she doesn't think dogs should sit in chairs! If he's allowed to jump up when you're wearing jeans and a sweatshirt, don't be surprised if he can't tell the difference between that and your best evening gown. Whatever your rules are, keep them consistent.

**Have your dog earn what he wants.** While everyone needs a few freebies now and then, your dog will not think you are a wonderful owner if you play with him, walk him, feed him and pet him whenever he demands it. In fact, this often creates problems since from the dog's point of view an owner who can be "trained" this well is not one who deserves much respect. Teach your dog to say "please" by sitting, laying down or following some other command before he gets what he wants.

**Be clear.** Owners often confuse dogs by changing the words or commands, repeating them over and over again without showing the dog what is meant, and worst of all, assuming that the dog understands.

When in doubt, gently show your dog physically exactly what you mean, giving the command at the same time so that he can associate the two. Use clear, matter of fact commands when addressing your dog, and be sure that your praising tone is excited, enthusiastic and upbeat.


Remember that while we use words to communicate, dogs are masters of reading body language. If your body language tells the dog one thing, but your voice tells the dog something else, chances are he will believe your body language. This is why people who bend towards their dog and shake a finger at them while scolding "No, no, no" often receive a playful bark - their body posture is much more like a dog inviting play than a dog who is annoyed or angry.

**Exercise, exercise, exercise!** The most common cause of problem behavior is boredom and a lack of sufficient exercise. While you work or go out, your dog has little or nothing to do, and his need to exercise will not go away. A familiar yard or house is boring, and few dogs exercise on their own without interaction with their owners. Take the time to play with your dog, jog with him, walk in the woods, swim or take long brisk walks each day. A tired dog is always a well behaved dog!

**Provide mental stimulation.** Dr. Roger Abrante's suggestions regarding using 1/3 of your dog's diet for treats to be earned during training, 1/3 to be given as usual in a food bowl, and 1/3 to be "hunted" - for this, try any of the wonderful interactive toys which require the dog to manipulate and work with them to get the food out of the toy. This "home alone" 1/3-1/3-1/3 program helps your dog expend some energy and provides much needed stimulation.

**Understand your dog's genetic heritage.** Whether you own a Doberman or a Beagle, a Samoyed or a Westie, it is important to understand what your dog was bred to do. Owners often forget that the behavior that prompts a dog to run or stay close, hunt or guard, chase and kill or herd, work with people or work independently are all the result of generations of carefully selected traits. Research your breed's history, and talk to people who understand your breed's characteristics. You may find that Rover's tendencies, while annoying or amusing, are precisely what makes him what he is. You can then decide how best to work with your dog's instincts and where you need to concentrate training efforts.

**Train your dog.** Every dog should have basic manners, but dogs are not born knowing how to behave. Take the time to train your dog on a consistent basis using kind, positive methods. Find a class near you whose methods and philosophies you like. If faced with a behavior problem you can't solve, ask people you trust for a recommendation of an experienced trainer and get professional help fast. The sooner you begin working on a problem the sooner you will have it solved.



# Notice Board

Leave your dog "on lead" at all times unless your instructor requests otherwise.

Please bring correct money to training for ground fees.

No thongs or bare feet in classes. Closed shoes are preferable and safer.

Please wear your membership card at all times. It makes everyone's life easier!

All dogs on the training grounds must be vaccinated under Club rules.

Bitches in season are not permitted to attend Class. You may still come and watch, but she may not.

Yes training is on when it rains. Bring a raincoat and wear boots. If it is very wet we will train under the covered ring.

## FOR NOTICE OF CLASS CANCELLATION

IN THE EVENT  
OF

## EXTREME WEATHER CONDITIONS

(HEAT OR RAIN)

GO TO OUR **WEB HOME PAGE**  
(GOOGLE...HILLS DOGS)

UPDATED  
**MONDAY 4.00PM**  
**TUESDAY 8.45AM**

## All correspondence to:

The Secretary,  
Hills District Kennel & Training Club Inc.  
56/159 Ridgecrop Drive,  
Castle Hill NSW 2154

## Election of Judges

To take place at the following meetings

**Show:** May and October

**Trial:** November



## FREE MEMBERS BOARD

The Club has decided to include in future Newsletters a FREE notice board column each month for club members. This will be a maximum of 3 lines for one (1) month and will be non commercial.

So, if you have anything want to sell or give away please email me your details:  
amilner2002@gmail.com

## Hills Howler Advertising Rates

\$25.00 for half a page per month

\$50.00 for a full page per month

Black & White only in printed newsletter-colour in Hills website

All advertising must be addressed to the Secretary for approval at a General Meeting

The Club reserves the right to refuse any advertisement submitted for consideration

# Treats

**LAMB, BEEF and LIVER**  
**for Sale at the office, all at**  
**\$5 a bag**

# **Obedience Achievements and Perpetual Trophies Awards**

## **ELIGIBILITY CRITERIA**

To be eligible to apply for these trophies and medallions you must:

1. Be a financial member of the Hills District Kennel & Training Club Inc at the time of participation in your nominated trials AND at the final closing date for submission of entries.
2. Have been an active member of Hills District Kennel & Training Club Inc at the time of participation in your nominated trials for these awards.
3. Submit a complete, correct and legible entry form by the closing date. Original qualifying certificates must be sighted by a committee member, and your entry form signed by that committee member.

**The competition year for open UD & UDX will run from the Monday immediately AFTER the State Titles 2010 until the Sunday of the State Titles 2011 inclusive.**

**The competition year for CCD & Novice will run within the following period. From the Monday after the State Titles 2009 to the Sunday of the State Titles 2011. Your three passes MUST fall within a 12 month time zone of this period and can be claimed in the competition year of the last pass only.**

All entries must be received by 30th October.

Any trial conducted within NSW and ACT is eligible for nomination.

Medallions and perpetual trophies will be presented at the December general meeting. No late entries will be accepted.

## **OBEDIENCE PERPETUAL TROPHIES & MEDALLIONS**

### **Point score for each group**

<b>CCD</b>	<b>Your best three results only will be accepted (See above competition period).</b>	
		Bronze 228 to 239 points
		Silver 240 to 251 points
		Gold 252 to 300 points
<b>NOVICE</b>	<b>Your best three results only will be accepted (See above competition period).</b>	
		Bronze 528 to 539 points
		Silver 540 to 551 points
		Gold 552 to 600 points
<b>OPEN</b>	<b>Your best seven results only will be accepted.</b>	
		Bronze 1246 to 1273 points
		Silver 1274 to 1301 points
		Gold 1302 to 1400 points

*.. Continued next page*

**UD Your best three results only will be accepted.**

Bronze 534 to 544 points

Silver 545 to 555 points

Gold 556 to 600 points

**UDX Your best three results only will be accepted**

Bronze 534 to 544 points

Silver 545 to 555 points

Gold 556 to 600 points

**OPEN & UD Your best three results in each class.**

## **Highest Achievement in Canine Competition Award**

The following is the criteria which must be met for this Perpetual Trophy to be presented to a HDK&T Club Inc. member each year. If there is no member who meets the criteria, then the trophy is not to be awarded that year.

A nominee must meet all other club requirements for perpetual trophies.

- The competition year will start on the Monday following the State Titles and run until the Sunday of the State Titles the following year (inclusive).
- A nominee must achieve a minimum of 2 titles with the same dog in this designated competition year.
- As the purpose of this trophy is to celebrate High Achievement, the number and difficulty level of titles will be taken into consideration.
- In the event of multiple successful applications the final decision will be made by the Chief Instructor and the President of the club. Their decision will be final. No correspondence will be entered into.
- Members may nominate themselves and their dogs for this award or they may be nominated by another member.

Nomination forms must be filled in, signed and sent to the Secretary by October 30<sup>th</sup> each year. (hand in at the counter or give to Belvane)

### **QUALIFYING TITLES**

- Obedience titles in order of difficulty are CCD, CD, CDX, UD, UDX, OC
- Conformation CH or Grand CH
- Tracking titles in order of difficulty are TD, TDX, TCH
- Agility titles in order of difficulty Agility & Jumping only from Novice level to Championship level.
- An Endurance (ET) title or any other title granted by the ANKC.

Any other title that the club deems to be a fair title e.g. CGC (Canine Good Citizen)

### **NO LATE ENTRIES WILL BE ACCEPTED**

Entries may be handed in on the Training Ground at the counter, given to Belvane Parsons or posted to...  
The Secretary, Hills District Kennel & Training Club Inc.

56/159 Ridgescrop Drive

Castle Hill NSW 2154

**ENTRY FORM FOR ALL AWARDS IS PRINTED OVERLEAF.**



## Homemade Dog Food Recipes

There are plenty of wonderful **homemade dog food recipes** out there. This is a very easy way to make sure your dog gets the proper nutrition that it needs. You will also find that it is very affordable.

**Homemade dog food recipes** offer you a way to keep your dog healthier. We may take it for granted by assuming that what is in packaged dog food products is good enough for them. However, you will find there are quite a few of them made from ingredients your dog could do without. Many of them are also hard to digest which means your dog may be uncomfortable for a while each time they eat.

When you choose to follow homemade dog food recipes, you can be certain your dog is getting the nutrition that it needs. A few years ago many dogs died or became extremely ill due to some of the ingredients that were used in common dog food products. Since then, more owners have been searching for a way to protect their beloved family dog.

There are some dogs out there that suffer from food allergies. Their bodies aren't able to breakdown certain types of ingredients. You can ensure they don't suffer from such allergic reactions by providing them with homemade dog food recipes. You can work with your veterinarian to identify what it is that they are allergic to. Then you can be sure to avoid recipes that contain them or variations of them.

If you have more than one dog or one that has a healthy appetite, you already know the cost of food for them can really add up. You want to give them quality foods but they are often expensive. When you buy the ingredients for homemade dog food recipes

you will be able to save a ton of money. It is fast and easy to make such foods for your dog as well. You can make a batch of it once a week to feed them for that duration of time.

You may even be able to start a nice little side business for yourself. You can offer samples of your homemade dog food recipes to your friends and family. They may be interested in buying dog food from you for their own dogs. Even if you don't make very much money, earning enough to pay for your ingredients and your time involved should be worth the effort to proceed.

It can take some experimentation with homemade dog food recipes before you find one that your dog really likes. Keep in mind that if you have been asked by your veterinarian to help your dog lose weight, you'll want one with low fat content in it. There are plenty of great recipes online you can access or that you can obtain from your veterinarian. Have fun with making homemade dog food recipes and feel good about what you offer your dogs.



## Ingredients:

- 1 3/4 cups whole wheat flour
- 1 1/4 cups oatmeal
- 1 1/2 Tbsp. vegetable oil
- 1 cup warm water

### Options:

- 1/3 cup finely grated cheese,  
**1/4 cup peanut butter**

## Directions:

Mix the dry ingredients together. Then mix the wet ingredients together. Blend both mixtures until a firm dough is achieved. Shape dough into an oblong roll, wrap in plastic wrap, and chill for 1 hour.

Preheat oven to 300 degrees F. Lightly grease sheet pan.

Slice roll into 1/4 inch slices, place on sheet pan and bake for about 1 hour or until treats are done, checking after 45 minutes, and then every 5 minutes thereafter.

Let them cool before giving to your best friend.



## Flea Terminator Dog Treats

"If you have a dog and hate fleas then this is the dog treat for you! The brewers yeast and garlic in these treats will please your pet, and repel fleas."

### Ingredients

- 3 cubes beef bouillon
- 1 1/2 cups boiling water
- 2 cups whole wheat flour
- 1 cup cornmeal
- 2/3 cup brewers' yeast
- 2 tablespoons garlic powder
- 2 egg yolks

### Prep Time:

30 Min

### Cook Time:

3 Hrs

### Ready In:

3 Hrs 30 Min

### Directions

1. Preheat the oven to 375 degrees F (190 degrees C). Dissolve beef bouillon cubes in boiling water, and set aside. Grease cookie sheets.
2. In a large bowl, stir together the whole wheat flour, corn meal, brewers yeast, and garlic powder. Add the yolks, then gradually pour in the bouillon water while stirring. Mix thoroughly to form a firm dough. On a floured surface, roll the dough out to 1/4 inch thickness. Cut into desired shapes using cookie cutters. Place cookies one inch apart onto cookie sheets.
3. Bake for 20 minutes in the preheated oven, then turn the oven off, and leave the cookies inside for at least 3 hours or overnight to harden. Store in an airtight container at room temperature.

**Entries Close 1 November, 2011**

**HILLS DISTRICT KENNEL & TRAINING CLUB INC**

**OBEDIENCE TRIAL**

CASTLE HILL SHOWGROUND,  
CARRINGTON RD, CASTLE HILL

**FRIDAY 25 NOVEMBER, 2011**

Classes to be judged: Obedience: UDX, UD, Open, Novice, CCD

**Entries to:** The Secretary, C/- 6 Illyarie Pl, Castle Hill 2154 Ph (02) 9634 1951, **Extreme Weather** Ph 0417 414 877

**Cheques made payable to:** Hills District Kennel & Training Club Inc

**JUDGES**

Mr K Speed (NSW)	CCD
Mrs L Ellem (NSW)	Novice
Ms D Anderson (NSW)	Open
Ms D Hollett (NSW)	Open
Mrs A O'Brien (NSW)	UD
Mrs L Dibbin (NSW)	UD
Mrs P Hartwell (NSW)	UDX

**Order of Judging** As per Catalogue when possible

**Judging Commences** 6.30 pm

**Dogs NSW Representative** Ms M Stein

**Vetting Time** 5.30 pm

Vetting Officer Dr S Abrahams

Entry Fees \$8.00

**Catalogues** \$2.00

**Refreshments** Light refreshments only available

Bitches in Oestrus may not be shown

Stamped self addressed envelope must be included

The Club reserves the right to appoint additional or substitute

Judges if necessary

Please print clearly on entry forms

**PRIZES**

1st, 2nd, 3rd Prize & Ribbon, Qualifying Ribbon, Ribbon for Title Gained on the day

**Special Prizes**

Highest Scoring: Associate Register Dog, Highest Scoring: Border Collie, Highest Scoring: Breed Champion

Highest Scoring: Club Member, Highest Scoring: German Shepherd Dog, Highest Scoring: Golden Retriever

Highest Scoring: Shetland Sheepdog

Entries Close 30 October, 2011

**HILLS DISTRICT KENNEL & TRAINING CLUB INC**  
**CHAMPIONSHIP SHOW**

CASTLE HILL SHOWGROUND, CARRINGTON RD, CASTLE HILL

**SATURDAY 26 NOVEMBER, 2011**

Classes to be judged: 1, 2, 3, 4, 5, 10, 11 & 18 (Neuter) (dogs & bitches)

**Entries to:** Mrs B Stepkovitch C/- Mrs A Millner, 37 Mile End Rd, Rouse Hill 2155

Ph Betty (02) 9725 4875 or Adrian (02) 9836 0764,

**Extreme Weather** Ph (02) 9725 4875, 0407 232 326, (02) 9836 0764

**Cheques made payable to:** Hills District Kennel & Training Club Inc

**JUDGES**

Mrs B Doyle (VIC)	Toys
Mrs J Campbell (VIC)	6-12 mths S/stakes, Terriers
Mr K Campbell (VIC)	Gundogs
Mr T Syme (VIC)	Veteran & Neuter S/stakes, Hounds
Mr G Blyth (TAS)	Working Dogs
Mrs J Blyth (TAS)	3-6 mths S/stakes, Utility
Mr J Doyle (VIC)	Non Sporting
Mrs B Ludowici (NSW)	<b>General Specials</b>

**Dogs NSW Junior Handlers** will be conducted at this Show. Accredited Judges to be advised.

**Order of Judging** Alphabetically

**Judging Commences** 4.00 pm with S/stakes & Junior Handlers

**Dogs NSW Representative** Mrs J McIntyre

**Entry Fees** \$9.00, \$6.00 Special Classes

**Catalogues** \$4.50 if ordered or \$5.00 on the day

**Refreshments** Available

**Camping** Available Hills Shire Council Booking Office (02) 9761 4567

Neuter Classes must be entered in General Classes in entered in S/stakes

All S/stakes on separate entry forms

All S/stakes & Junior Handlers to commence at 4.00 pm

**PRIZES - Category A**

**General Specials** Trophy & Rosette BIS, RUBIS, Trophy & Sash for Classes

**Group Specials** Trophy & Sash BIG, RUBIG & all Classes

**Special Classes** 3-6, 6-12, Neuter & Veterans 1st, 2nd, 3rd Trophy & Sash

**Junior Handlers** Trophy & Sash 1st, 2nd, 3rd 7-U10, 10-U13, 13-U18